



Talend Open Studio for ESB Installation and Upgrade Guide for Mac

6.5.1

Contents

Copyright.....	3
Talend Open Studio for ESB: Prerequisites.....	5
Installing your Talend Open Studio for ESB manually.....	17
Upgrading your Talend products.....	23
Appendices.....	24

Copyleft

Adapted for 6.5.1. Supersedes previous releases.

Publication date: January 18, 2018

This documentation is provided under the terms of the Creative Commons Public License (CCPL).

For more information about what you can and cannot do with this documentation in accordance with the CCPL, please read: <http://creativecommons.org/licenses/by-nc-sa/2.0/>.

Notices

Talend and Talend ESB are trademarks of Talend, Inc.

Talend, Talend Integration Factory, Talend Service Factory, and Talend ESB are trademarks of Talend, Inc.

Apache CXF, CXF, Apache Karaf, Karaf, Apache Camel, Camel, Apache Maven, Maven, Apache Syncope, Syncope, Apache ActiveMQ, ActiveMQ, Apache Log4j, Log4j, Apache Felix, Felix, Apache ServiceMix, ServiceMix, Apache Ant, Ant, Apache Derby, Derby, Apache Tomcat, Tomcat, Apache ZooKeeper, ZooKeeper, Apache Jackrabbit, Jackrabbit, Apache Santuario, Santuario, Apache DS, DS, Apache Avro, Avro, Apache Abdera, Abdera, Apache Chemistry, Chemistry, Apache CouchDB, CouchDB, Apache Kafka, Kafka, Apache Lucene, Lucene, Apache MINA, MINA, Apache Velocity, Velocity, Apache FOP, FOP, Apache HBase, HBase, Apache Hadoop, Hadoop, Apache Shiro, Shiro, Apache Axiom, Axiom, Apache Neethi, Neethi, Apache WSS4J, WSS4J are trademarks of The Apache Foundation. Eclipse Equinox is a trademark of the Eclipse Foundation, Inc. Hyperic is a trademark of VMware, Inc. Nagios is a trademark of Nagios Enterprises, LLC.

All brands, product names, company names, trademarks and service marks are the properties of their respective owners.

License Agreement

The software described in this documentation is licensed under the Apache License, Version 2.0 (the "License"); you may not use this software except in compliance with the License. You may obtain a copy of the License at <http://www.apache.org/licenses/LICENSE-2.0.html>. Unless required by applicable law or agreed to in writing, software distributed under the License is distributed on an "AS IS" BASIS, WITHOUT WARRANTIES OR CONDITIONS OF ANY KIND, either express or implied. See the License for the specific language governing permissions and limitations under the License.

This product includes software developed at AOP Alliance (Java/J2EE AOP standards), ASM, AntLR, Apache ActiveMQ, Apache Ant, Apache Avro, Apache Axiom, Apache Axis, Apache Axis 2, Apache Batik, Apache CXF, Apache Camel, Apache Chemistry, Apache Common Http Client, Apache Common Http Core, Apache Commons, Apache Commons Bcel, Apache Commons JXPath, Apache Commons Lang, Apache Derby Database Engine and Embedded JDBC Driver, Apache Geronimo, Apache Hadoop, Apache Hive, Apache HttpClient, Apache HttpComponents Client, Apache JAMES, Apache Log4j, Apache Lucene Core, Apache Neethi, Apache POI, Apache Pig, Apache Qpid-Jms, Apache Tomcat, Apache Velocity, Apache WSS4J, Apache WebServices Common Utilities, Apache Xml-RPC, Apache Zookeeper, Box Java SDK (V2), CSV Tools, DataStax Java Driver for Apache Cassandra, Ehcache, Ezmorph, Ganymed SSH-2 for Java, Google APIs Client Library for Java, Google Gson, Groovy, Guava: Google Core Libraries for Java, H2 Embedded Database and JDBC Driver, HsqlDB, Ini4j, JClouds, JLine, JSON, JSR 305: Annotations for Software Defect Detection in Java, JUnit, Jackson Java JSON-processor, Java API for RESTful Services, Jaxb, Jaxen, Jettison, Jetty, Joda-Time, Json Simple, MetaStuff, Mondrian, OpenSAML, Paracel JDBC Driver, PostgreSQL JDBC Driver, Resty: A simple HTTP REST client for Java, Rocoto, SL4J: Simple Logging Facade for Java, SQLite JDBC Driver, Simple API for CSS, SshJ, StAX API, StAXON - JSON via StAX, Talend Camel Dependencies (Talend), The Castor Project, The Legion of the Bouncy Castle, W3C, Woden, Woodstox : High-performance XML processor, XML Pull Parser (XPP), Xalan-J, Xerces2, XmlBeans,

XmlSchema Core, Xmlsec - Apache Santuario, Zip4J, atinject, dropbox-sdk-java: Java library for the Dropbox Core API, google-guice. Licensed under their respective license.

Talend Open Studio for ESB: Prerequisites

Preparing your installation

Software packages

This page details the software packages you need to download to install your Talend product.

In this page:

- YYYYMMDD_HHmm corresponds to the package timestamp
- A.B.C. corresponds to package version number (Major. Minor. Patch.)

The software modules must be all in the same versions/revisions. This means that both YYYYMMDD_HHmm and A.B.C must match on both client side and server side.

Manual installation software packages

File name	Description
Talend-Studio-YYYYMMDD_HHmm-VA.B.C.zip	Studio IDE (GUI) To download it, go to this page

Community and Support

There are several ways to get help and support for your Talend installation:

- [Official Talend Documentation](#). Here you can find everything to help you install and use your Talend product.
- [Talend Community](#). This is the place where you can ask questions to the community, and get answers.

Hardware requirements

Before installing your Talend product, make sure the machines you are using meet the following hardware requirements recommended by Talend.

Memory and disk usage heavily depends on the size and nature of your Talend projects. However, in summary, if your Jobs include many transformation components, you should consider upgrading the total amount of memory allocated to your servers, based on the following recommendations.

Memory usage

Product	Client/Server	Recommended alloc. memory	Note
Talend Studio	Client	3GB minimum, 4 GB recommended	

Disk space requirements

Product	Client/Server	Required disk space for installation	Required disk space for use
Talend Studio	Client	3GB	3+GB

Software requirements

Compatible Operating Systems

This page details the recommended and supported Operating Systems for Talend products.

In the following documentation:

- recommended: designates an environment recommended by Talend based on our experiences and customer usage;
- supported: designates a supported environment for use with the listed component or service;
- supported with limitations: designates an environment that is supported by Talend but with certain conditions explained in notes.

The information contained in the following table is applicable for the 6.5.1 version of your Talend product at the time of its release. For updated information on the latest supported software or databases, see the online version of this page on [Talend Help Center](#).

Talend Studio

Support type	Operating System (64-bit)	
Recommended	Linux	Ubuntu 16.04 LTS
	Windows	Microsoft Windows Professional 7
Supported	Linux	Ubuntu 17.04
		Ubuntu 14.04 LTS
		Red Hat Enterprise Linux Server/CentOS 7.3
		Red Hat Enterprise Linux Server/CentOS 7.2
		Red Hat Enterprise Linux Server/CentOS 7.1

Support type	Operating System (64-bit)	
		Red Hat Enterprise Linux Server/CentOS 6.8
		Red Hat Enterprise Linux Server/CentOS 6.7
	Windows	Microsoft Windows 10
		Microsoft Windows Server 2016 RTM
		Microsoft Windows Server 2012 RTM
	Mac	Apple macOS 10.13/High Sierra
		Apple macOS 10.12/Sierra
		Apple OS X 10.11/El Capitan
	Deprecated	Windows

Talend Server modules

The server modules include:

- Talend ESB Servers
- Talend Runtime

Support type	Operating System		Processor
Recommended	Linux	Red Hat Enterprise Linux Server/CentOS 7.3	64 bits
	Windows	Microsoft Windows Server 2012 R2	64 bits
Supported	Linux	Ubuntu 17.04	64 bits
		Ubuntu 16.04 LTS	64 bits
		Ubuntu 14.04 LTS	64 bits

Support type	Operating System		Processor
		Ubuntu 12.04 LTS	64 bits
		Red Hat Enterprise Linux Server/CentOS 7.2	64 bits
		Red Hat Enterprise Linux Server/CentOS 7.1	64 bits
		Red Hat Enterprise Linux Server/CentOS 6.9	64 bits
		Red Hat Enterprise Linux Server/CentOS 6.8	64 bits
		Red Hat Enterprise Linux Server/CentOS 6.7	64 bits
		SUSE SLES 12	64 bits
		SUSE SLES 11	64 bits
		Windows	Microsoft Windows Server 2016
Microsoft Windows Server 2012			64 bits Except for Talend Data Preparation.

Support type	Operating System		Processor
Deprecated	Unix	Solaris (SunOS) 11	x86/64 bits Only supported for Talend Administration Center, Talend CommandLine, Talend JobServer, Talend ESB and Talend Runtime.
		Sparc/64 bits Only supported for Talend ESB and Talend Runtime.	
		Solaris (SunOS) 10 At least patch level 9 should be installed.	x86/64 bits Only supported for Talend Administration Center, Talend CommandLine, Talend JobServer, Talend ESB and Talend Runtime.
		Sparc/64 bits Only supported for Talend ESB and Talend Runtime.	

Support type	Operating System		Processor
		AIX 7.1	64 bits (IBM Java 8 only) Only supported for Talend CommandLine, Talend JobServer, Talend ESB and Talend Runtime.

Compatible Java Environment

The following tables provide information on the recommended Java Environment you should download and install to use your Talend product.

The Compiler Compliance Level corresponds to the Java version used for the Job code generation. This option can be changed in the Studio preferences. For more information, see the Talend Studio User Guide.

In the following documentation:

- recommended: designates an environment recommended by Talend based on our experiences and customer usage;
- supported: designates a supported environment for use with the listed component or service;
- supported with limitations: designates an environment that is supported by Talend but with certain conditions explained in notes.

The information contained in the following table is applicable for the 6.5.1 version of your Talend product at the time of its release. For updated information on the latest supported software or databases, see the online version of this page on [Talend Help Center](#).

Studio Java environments






Support type	JRE Version	Studio JDK Compiler Compliance Level	Note
Recommended	Oracle 8	1.8 (default)	

Support type	JRE Version	Studio JDK Compiler Compliance Level	Note
Supported	Oracle 8	1.7 (with restrictions)	Only supported for Big Data distributions requiring JDK 1.7. Routes are not supported by Talend Studio JDK Compiler Compliance Level 1.7.

Server Java environments

The server modules include:

- Talend ESB Servers
- Talend Runtime

JRE Version	Talend JobServer	Talend MDM Server	Talend ESB/Talend Runtime	Talend ESB/Microservices	Big Data Distribution	Talend Server Application	Comment/ Limitation
Oracle 7					Compatible with Java 1.7 only		Compatible with Talend Studio JDK Compiler Compliance Level 1.7 only

JRE Version	Talend JobServer	Talend MDM Server	Talend ESB/Talend Runtime	Talend ESB/Microservices	Big Data Distribution	Talend Server Application	Comment/Limitation
Oracle 8	✓ (R)	✓ (R)	✓ (R)	✓ (R)	Compatible with Java 1.8	✓ (R)	Compatible with Talend Studio JDK Compiler Compliance Level 1.7 (default/recommended) or 1.8
IBM 8	✓	✗	✗	✗	✗	✗	Only for AIX and SUSE SLES (deprecated)

Compatible Apache software and JMS Brokers for Talend ESB

The following tables provide information on the compatible Apache software and JMS Brokers for Talend ESB.

The information contained in the following table is applicable for the 6.5.1 version of your Talend product at the time of its release. For updated information on the latest supported software or databases, see the online version of this page on [Talend Help Center](#).

Supported Apache software

Software	Notes	More information
Apache Karaf 4.1.3	Service release upgrade.	Release notes
Apache CXF 3.1.14	Service release upgrade.	Release notes

Software	Notes	More information
Apache Camel 2.17.3	Minor release upgrade.	Release notes
Apache ActiveMQ 5.14.1	Minor release upgrade.	Release notes
Apache Syncope 1.2.9	Minor release upgrade.	Release notes

Supported Messaging Brokers for SOAP/JMS

Software	More information
Apache ActiveMQ 5.14.1	Release notes
IBM WebSphere MQ 7.5	Release notes

Compatible web application servers

The following tables provide information on the recommended and supported Web application servers for the Talend server modules.

In the following documentation:

- recommended: designates an environment recommended by Talend based on our experiences and customer usage;
- supported: designates a supported environment for use with the listed component or service;
- supported with limitations: designates an environment that is supported by Talend but with certain conditions explained in notes.

The information contained in the following table is applicable for the 6.5.1 version of your Talend product at the time of its release. For updated information on the latest supported software or databases, see the online version of this page on [Talend Help Center](#).

Compatible containers

The following tables provide information on the recommended and supported containers for the Talend server modules.

In the following documentation:

- recommended: designates an environment recommended by Talend based on our experiences and customer usage;
- supported: designates a supported environment for use with the listed component or service;

- supported with limitations: designates an environment that is supported by Talend but with certain conditions explained in notes.

The information contained in the following table is applicable for the 6.5.1 version of your Talend product at the time of its release. For updated information on the latest supported software or databases, see the online version of this page on [Talend Help Center](#).

Talend ESB

Support type	Runtime Containers	Note
Recommended	Talend Runtime (Apache Karaf) 6.5	Except for Talend Identity Management, where Apache Tomcat 8.0 is recommended.
	Apache Tomcat 8.0	Only for Talend Identity Management.
Supported	Apache Tomcat 8.0	Only for CXF Services, Camel Routes, Service Activity Monitoring, Talend Identity Management and Security Token Service.
Deprecated	Apache Tomcat 7	Only for CXF Services, Camel Routes, Service Activity Monitoring, Talend Identity Management and Security Token Service.
	JBoss EAP 6.4	Only for CXF Services and Camel Routes.
	Weblogic 12c	Only for CXF Services and Camel Routes.
	IBM Websphere 8.5	Only for CXF Services and Camel Routes.

Compatible databases

The following tables provide information on the recommended and supported databases you can use with Talend server modules.

In the following documentation:

- recommended: designates an environment recommended by Talend based on our experiences and customer usage;
- supported: designates a supported environment for use with the listed component or service;
- supported with limitations: designates an environment that is supported by Talend but with certain conditions explained in notes.

The information contained in the following table is applicable for the 6.5.1 version of your Talend product at the time of its release. For updated information on the latest supported software or databases, see the online version of this page on [Talend Help Center](#).

ESB Service Registry/Authorization/Talend Identity Management/Event Logging

Support type	Database	Note
Recommended	MySQL 5.7	The corresponding Amazon Relational Database Service (Amazon RDS) is supported.
	Oracle 12c	The corresponding Amazon Relational Database Service (Amazon RDS) is supported.
Supported	Azure SQL	
	Derby DB > 10.8	
	MS SQL Server 2016	The corresponding Amazon Relational Database Service (Amazon RDS) is supported.
	MS SQL Server 2014	
	MS SQL Server 2012 (SP2)	

Support type	Database	Note
	MySQL 5.6	Only InnoDB table type is supported.
	Oracle 11g	
	PostgreSQL 9.6	The corresponding Google Cloud SQL is supported.
	PostgreSQL 9.5	The corresponding Amazon Relational Database Service (Amazon RDS) is supported.
	PostgreSQL 9.4	PostgreSQL JDBC driver 9.4 is used

Port information

The following tables list the most important TCP/IP ports the Talend products use.

You need to make sure that your firewall configuration is compatible with these ports or change the default ports where needed.

Additionally, add the following websites to the whitelist:

- update.talend.com on port 443
- www.bonita.com
- talend-update.talend.com on port 443
- www.talend.com on port 443
- talendforge.org on ports 80 and 443
- community.talend.com on port 443
- help.talend.com on port 443

In this table:

- **Port:** a TCP/IP port or a range of ports.
- **Direction:** In (Inbound); Out (Outbound) - related to the communication direction (for example a HTTP Port for a CXF Route or Service we listen on request) will be an 'Inbound' port. For example, a browser which sends a request to port 7080 will have this port as 'Outbound' port in this list.
- **Usage:** which part of the Product component uses this port (for example 1099 is used by the JMX Monitoring component of Talend Runtime).
- **Config:** the file or location where the value can be changed.

Talend Studio ports

Port	Direction	Usage	Config
8090	IN	tESBProviderRequest (SOAP Data Server) and tRESTRRequest (REST Data Service default port)	REST: Preferences / Talend / ESB SOAP: tESBProviderRequest component details

Setting up JAVA_HOME

In order for your Talend product to use the Java environment installed on your machine, you must set the JAVA_HOME environment variable.

Procedure

1. Find the folder where Java is installed, usually /Library/Java/Home.
2. Open a terminal.
3. Use the export command to set the JAVA_HOME and Path variables.
For example:

```
export JAVA_HOME=/usr/lib/jvm/jre1.8.0_65
export PATH=$JAVA_HOME/bin:$PATH
```

4. Add these lines at the end of the global profiles in the /etc/profile file or in the user profiles in the ~/.profile file.

After changing one of these files you have to log on again.

Installing your Talend Open Studio for ESB manually

Installing and configuring your Talend Studio

Unzip the archive

Procedure

1. Download your product from [this page](#).
2. Unzip it.

Results

When you extract it, you get two folders:

- Runtime_ESBSE that contains Talend Runtime and examples.
- Studio that contains Talend Studio.

Editing the memory and JVM settings

To gain in performance at runtime and when launching Talend Studio, proceed as follows: you can edit the memory settings in the `.ini`.

Procedure

1. Edit the `TOS_ESB-macosx-cocoa.ini` file.
2. Edit the memory attributes. For example:

```
-vmargs -Xms40m -Xmx500m -XX:MaxMetaspaceSize=256m
```

For more details, see <http://www.oracle.com/technetwork/java/hotspotfaq-138619.html>.

Launching your Talend Studio

Procedure

Double-click the `TOS_ESB-macosx-cocoa.app` executable to launch your Talend Studio.

Installing external modules

Talend Studio requires specific third-party Java libraries or database drivers (`.jar` files) to be installed to connect to sources and targets.

Those libraries or database drivers, known as external modules, may be required by some of Talend components or by some connection wizards or by both. Due to license restrictions, Talend may not be able to ship some of these external modules within Talend Studio. You need to install them for your Studio to functional properly.

Identify required external modules

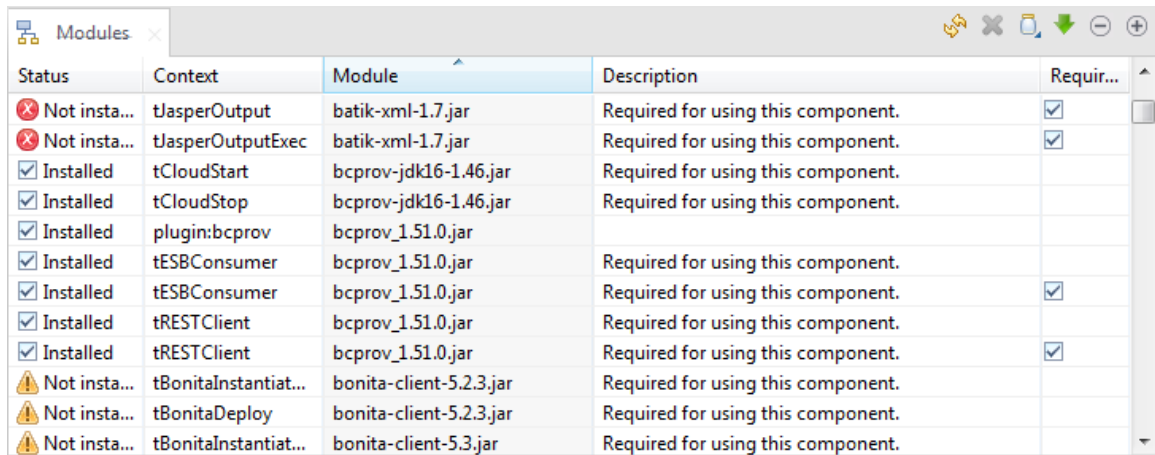
When you launch Talend Studio or select **Help > Install Additional Packages** in the Talend Studio menu, if any external modules are found missing for any features, the **Additional Talend packages** wizard opens, showing the **Optional** and **Required third-party libraries** check boxes. Make sure these check boxes are selected and click **Finish** to open the **Download external modules** dialog box, which lists all the available external modules, displays the license terms under which the external modules are provided, and lets you install all the modules at a single click. For more information, see [Install external modules](#) on page 22.

On your design workspace, if a component requires the installation of external modules before it can work properly, a red error indicator appears on the component. With your mouse pointer over the error indicator, you can see a tooltip message showing which external modules are required for that component to work.

When you open the **Basic settings** or **Advanced settings** view of a component for which one or more external modules are required, you will see a piece of highlighted information about external modules, followed by an **Install** button. Clicking the **Install** button opens a wizard that will show you the external modules to be installed.



The **Modules** view lists all the modules required to use the components embedded in Talend Studio, including those Java libraries and drivers that you must install to get the relevant components or Metadata connection working.

If the **Modules** view is not shown under your design workspace, go to **Window > Show View... > Talend** and then select **Modules** from the list.




Status	Context	Module	Description	Requir...
Not insta...	tJasperOutput	batik-xml-1.7.jar	Required for using this component.	<input checked="" type="checkbox"/>
Not insta...	tJasperOutputExec	batik-xml-1.7.jar	Required for using this component.	<input checked="" type="checkbox"/>
<input checked="" type="checkbox"/> Installed	tCloudStart	bcprov-jdk16-1.46.jar	Required for using this component.	
<input checked="" type="checkbox"/> Installed	tCloudStop	bcprov-jdk16-1.46.jar	Required for using this component.	
<input checked="" type="checkbox"/> Installed	plugin:bcprov	bcprov_1.51.0.jar		
<input checked="" type="checkbox"/> Installed	tESBConsumer	bcprov_1.51.0.jar	Required for using this component.	
<input checked="" type="checkbox"/> Installed	tESBConsumer	bcprov_1.51.0.jar	Required for using this component.	<input checked="" type="checkbox"/>
<input checked="" type="checkbox"/> Installed	tRESTClient	bcprov_1.51.0.jar	Required for using this component.	
<input checked="" type="checkbox"/> Installed	tRESTClient	bcprov_1.51.0.jar	Required for using this component.	<input checked="" type="checkbox"/>
Not insta...	tBonitaInstantiat...	bonita-client-5.2.3.jar	Required for using this component.	
Not insta...	tBonitaDeploy	bonita-client-5.2.3.jar	Required for using this component.	
Not insta...	tBonitaInstantiat...	bonita-client-5.3.jar	Required for using this component.	

The table below describes the information presented in the **Modules** view.

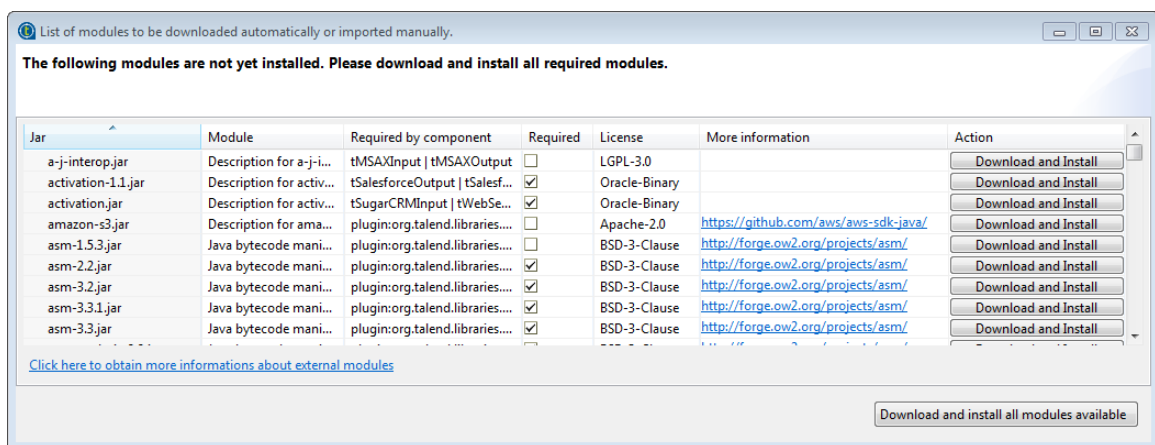
Column	Description
Status	<p>points out if a module is installed or not installed on your system.</p> <p>The  icon indicates that the module is not necessarily required for the corresponding component or Metadata connection listed in the Context column.</p> <p>The  icon indicates that the module is absolutely required for the corresponding component or Metadata connection.</p>
Context	<p>lists the name of Talend component or Metadata connection using the module. If this column is empty, the module is then required for the general use of Talend Studio.</p> <p>This column lists any external libraries added to the routines you create and save in your Talend Studio library folder. For more information, see the Talend Studio User Guide.</p>
Module	lists the module exact name.
Description	explains why the module/library is required.
Required	the selected check box indicates that the module is required.

In addition to the **Modules** view, Talend Studio provides a mechanism that enables you to easily identify, download and install most of the required third-party modules from the Talend website and directs you to valid websites for the rest.

A Jar installation wizard appears whenever any required external module is found missing for any feature in Talend Studio, including when you:

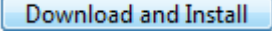



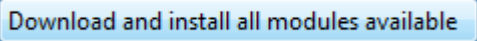

- drop a component from the **Palette** if one or more external modules required for that component to work are missing in Talend Studio, or
- click the **Check** button in a Metadata connection setup wizard in Talend Studio if one or more external modules required for the connection are missing in Talend Studio, or
- click the **Guess schema** button in the **Component** view of a component if one or more external modules required for that component to work are missing in Talend Studio,
- click **Install** on the top of the **Basic settings** or **Advanced settings** view of a component for which one or more required external modules are missing,
- run a Job that involves components or Metadata connections for which one or more required external modules are missing, or
- click the  button in the **Modules** view.

Note: When you click this button, the wizard that appears will list all the required external modules that are not integrated in Talend Studio.



The table below describes the information presented in the wizard.

Item	Description
Jar	The file name of the external module.
Module	A short description about the nature of the module.
Required by component	Lists the components that require the external module.
Required	The selected check box indicates that the module is required.
License	The license under which the module is provided.

Item	Description
More information	Provides the URL of the valid website where you can find more information about this module and download the module manually.
Action	<p>: Click to open the Download external modules dialog box to download and install the module, which is available on the Talend website;</p> <p> : Click the link to open the valid website to download the module, which is not available on the Talend website, and then click the jar button to import the downloaded module into your Talend Studio;</p> <p>: You need to find and download the module yourself and click the jar button to import it into your Talend Studio.</p>
	Click to open the Download external modules dialog box to download and install all the required modules that are available on the Talend website.
Do not show again	<p>Select to prevent the wizard from appearing again unless you click the  button in the Modules tab view.</p> <p>This check box shows only when you drop a component, set up a connection, or guess the schema of a database, that requires an external module, or click the Install button on the Component tab of a component that requires an external module.</p>
Click here to obtain more information about external modules	Click to go to Talend online documentation on installing third-party modules.

This wizard lists the external modules to be installed, the licenses under which they are provided, and the URLs of the valid websites where they are downloadable, and allows you to download and install automatically all the modules available on the Talend website and download those not available on the Talend website by following the links provided in the **Action** column and then install them into your Talend Studio manually.

When you drop a component, set up a connection, or guess the schema of a database, that requires an external module for which neither the Jar file nor its download URL information is available on the Talend website, the Jar installation wizard does not appear, but the **Error Log** view will present an error message informing you that the download URL for that module is not available. You can try to find and download it by yourself, and then install it manually into Talend Studio.

Note: To show the **Error Log** view on the tab system, go to **Window > Show views**, then expand the **General** node and select **Error Log**.

Install external modules

Downloading and installing modules in Talend Studio

Before you begin



Warning:

If you are working behind a network proxy, make sure you have correctly set up your proxy before you can download and install external modules in your Talend Studio.

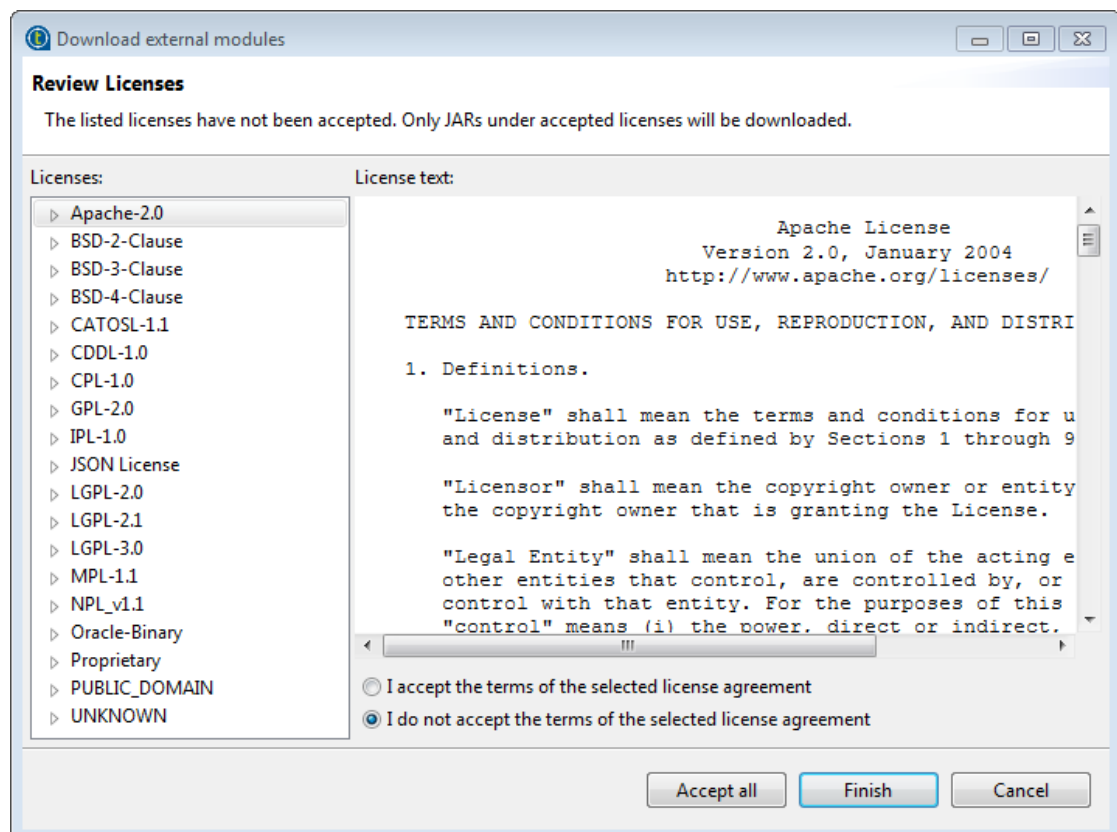
To access the proxy settings, select **Window > Preferences** from the menu to open the **Preferences** window, then expand the **General** node and click **Network Connections**.

Add the web site <http://talend-update.talend.com> and the port 443 to the whitelist.

Procedure

1. In the Jar installation wizard, click the **Download and Install** button to install a particular module, or click the **Download and install all modules available** button to install all the available modules, or select **Help > Install Additional Packages** from the menu to open the **Additional Talend Packages** wizard. From this wizard, make sure the **Optional third-party libraries** and **Required third-party libraries** check boxes are selected and click **Finish**. The **Download external modules** dialog box opens.


Note: This **Additional Talend Packages** wizard appears automatically when you launch Talend Studio if any additional packages, including external modules, need to be installed for any features to function in Talend Studio.



2. To download and install the external module(s) provided under a particular license, select that license from the **Licenses** pane, review the license terms, select the **I accept the terms of the license agreement** option, and click **Finish** to start the download and installation process. To download and install all external modules provided under all the listed licenses, click the **Accept all** button to start the download and installation process.

Upon installation of the chosen external module or modules, a dialog box appears to notify you about the number of modules successfully installed and/or about the modules failed to install, if any.

To install manually an external module you already have in your local file system, do the following:

- a) Click the  button in the upper right corner of the **Modules** view or in Jar installation wizard to browse your local file system.
If the **Modules** view is not shown under your design workspace, go to **Window > Show View... > Talend** and then select **Modules** from the list.
- b) In the **Open** dialog box of your file system, browse to the module you want to install, double-click the .jar file, or select it and then click **Open** to install it.
The dialog box closes and the selected module is installed in the library folder of the current Talend Studio.

You can now use the component or Metadata connection dependant on this module in any of your Job designs.

Installing modules in Talend CommandLine

If you use Talend Studio and Talend CommandLine on different machines, you need to retrieve the downloaded .jar files and add them in Talend CommandLine.

Procedure

1. Make sure Talend CommandLine is not started, then download the external modules from the **Modules** view as explained in the previous procedure.
2. Copy the downloaded .jar files from `<StudioPath>/configuration/.m2` and paste them into `<CommandLinePath>/configuration/.m2`, where `<StudioPath>` and `<CommandLinePath>` are the installation directories of Talend Studio and Talend CommandLine respectively. Since these folders are hidden, make sure your system is configured to show hidden files and folders.

The `<CommandLinePath>/configuration/.m2` folder is not created by default. It is created the first time you start the Talend CommandLine application.

3. Restart Talend CommandLine.

You can now use the component or Metadata connection dependent on these modules.

Installing manually external modules downloaded from external Web sites for Talend Web applications

Some modules are not available on the Talend website but can be downloaded directly from external websites. Once downloaded, these modules must be placed in specific folders.

- For Talend Studio, the downloaded modules must be placed in the following folder:
`<StudioPath>/configuration/.m2`

Upgrading your Talend products

Backing up the environment

Before you start migrating your Talend solutions, make sure your environment is correctly backed up.


The environment backup process includes the following mandatory steps:

Note: These steps usually need to be completed in the following order.

1. Saving the local projects, see [Saving the local projects](#) on page 24 .

Saving the local projects

Procedure

1. Launch the Studio.
2. Click the  icon and export your local projects to an archive file.

Upgrading the Talend projects in Talend Studio

Importing your local projects

Procedure

1. Launch the new Talend Studio you have just installed.
2. In the login windows, select **Import** then import the archive file containing your local projects.

Results

The local projects are displayed in the **Project** list and appear on the Talend Studio **Repository** view.

For more information on how to export local projects to an archive file, see [Saving the local projects](#) on page 24.

Appendices

Supported Third-Party System/Database/Business Application Versions

This document provides the information about the versions of the systems or databases or business applications supported by Talend Studio.

Supported systems, databases and business applications by Talend components

The information contained in the following table is applicable for the 6.5.1 version of your Talend product at the time of its release. For updated information on the latest supported software or databases, see the online version of this page on [Talend Help Center](#).

The access to these systems, databases and business applications varies depending on the Studio you are using.

1. The test information is not available yet.
2. When working with Java 8, only the General collation mode is supported.
3. For information about the security options supported by the Kafka components, see [Talend Help Center](#).
4. No new feature introduced by MS SQL Server 2014/2016 is supported.

Systems/Databases	Versions	OS	Available with...
Alfresco	2.1	N/A ¹	All Talend products
Amazon Redshift	Initial release of Amazon Redshift	N/A ¹	All Talend products
AS/400	V5R2 to V5R4 V5R3 to V6R1 V6R1 to V7R2	N/A ¹	All Talend products
Access ²	2003 2007	Windows	Talend products with Data Integration (DI), Master Data Management (MDM), Enterprise Service Bus (ESB) or Big Data
Bonita	5.2.3 5.3.1 5.6.1 5.10.1 6.5.2 7.2.4	N/A ¹	All Talend products
Cassandra	2.0.0 3.0/3.1/3.2/3.3/3.4 (Deprecated versions: 1.1.2/1.2.2)	Windows + Linux	Talend products with Big Data
CouchBase	4.X 5.X	Windows	Talend products with Big Data
CouchDB	1.0.2	Windows	Talend products with Big Data
DB Generic	ODBC	Windows	All Talend products
DB2	10.5 10.1	Windows + Linux	Talend components with all products. Talend products with MDM or ESB.
DynamoDB	No specified version	N/A ¹	Talend products with Big Data

Systems/Databases	Versions	OS	Available with...
EXASolution	6.0 and earlier	Windows	Talend products with DI, MDM, ESB or Big Data
Elasticsearch	Until 2.3.X	N/A ¹	Talend products with Big Data
FireBird	2.1	Windows + Linux	Talend products with DI, MDM, ESB or Big Data
Greenplum	4.2.1.0	Windows (client only) + Linux	Talend products with DI, MDM, ESB or Big Data
HSQLDb	1.8.0	N/A ¹	Talend products with DI, MDM, ESB or Big Data
Informix	11.50	Windows + Linux	All Talend products
Ingres	9.2	Windows + Linux	All Talend products
Interbase	7 and above	N/A ¹	Talend products with DI, MDM, ESB or Big Data
JavaDB	6	Windows + Linux	Talend products with DI, MDM, ESB or Big Data
Kafka	0.8.2.0 0.9.0.1 ³ 0.10.0.1 ³	Windows + Linux	Talend products with Big Data
LDAP	No version limitation	Windows + Linux	All Talend products
Microsoft AX	Dynamics AX 4.0 Dynamics AX 2012	N/A ¹	All Talend products

Systems/Databases	Versions	OS	Available with...
Microsoft CRM	4.0 2011 2013 2015 2016	N/A ¹	All Talend products
MS SQL Server	2000 2003 2005 2008 2012 2014 ⁴ 2016 ⁴	Windows + Linux	All Talend products
MarkLogic	V9	N/A ¹	Talend products with Big Data
MaxDB	7.6	N/A ¹	Talend products with DI, MDM, ESB or Big Data
MongoDB	2.6.X 3.0.X 3.2.X 3.5.X (Deprecated version: 2.5.X)	Windows + Linux	Talend products with Big Data
MySQL	Mysql4 Mysql5 MariaDB	Windows + Linux	All Talend products
Netezza	7.2	Windows + Linux	All Talend products
NetSuite	2014 2016	Windows + Linux	All Talend products
Neo4j	1.X.X 2.X.X/2.2.X/2.3 3.2.X	Linux	Talend products with Big Data

Systems/Databases	Versions	OS	Available with...
OleDb	2000 2003 2005 2007 2010	N/A ¹	All Talend products
Oracle	Oracle 8i/9i/10g/11g/11g (11.6)/12c	Windows + Linux	All Talend products
ParAccel	3.1 3.5	N/A ¹	Talend products with DI, MDM, ESB or Big Data
PostgreSQL	9.X	Windows + Linux	All Talend products
PostgresPlus	9.X	Windows + Linux	Talend products with DI, MDM, ESB or Big Data
Red Hat BRMS	6.1	Windows + Linux	Talend products with DI, MDM, ESB or Big Data
Salesforce	V39 and earlier	Windows + Linux	All Talend products
SAP	ECC 6.0 EhP6	Windows	All Talend products
SAP BW	7.3 7.4 7.5	Windows	All Talend products
SAP Hana	1.0	Windows	All Talend products
SAS	9.1 9.2	Windows + Linux	Talend products with DI, MDM, ESB or Big Data
SQLite	3.6.7	Windows + Linux	All Talend products

Systems/Databases	Versions	OS	Available with...
Sybase	12.5 12.7 15.2 15.5 15.7 16.0	Windows + Linux	All Talend products
SybaseIQ	12.5 12.7 15.2 16.0	Windows + Linux	All Talend products
Teradata	12 13 14 15	Windows + Linux	All Talend products
VectorWise	2	Windows + Linux	Talend products with DI, MDM, ESB or Big Data
Vertica	9.0.X (Deprecated versions: 3, 3.5, 4, 4.1, 5.0, 5.1, 6.0, 6.1.X, 7.0.X, 7.1.X)	Windows + Linux	Talend products with DI, MDM, ESB or Big Data
VtigerCRM	Vtiger 5.0 Vtiger 5.1	N/A ¹	All Talend products